

REPORT OF THE FORD COUNTY CIRCUIT CLERK  
MARCH 2020  
KIM EVANS  
PRESENTED AT THE  
APRIL 2020 MEETING

**RECEIPTS (FOR THE MONTH OF MARCH)**

Total Restitution Collected & Disbursed to Recipients: \$ 2,009.48

Total Fees Distributed: \$78,018.84

(includes Monies previously collected but not distributed)

**CALENDAR:**

April 1 – April Fool's Day

April 10 – Good Friday Holiday

April 13 – County Board Meeting

BEGIN: 3/2020	END: 3/2020	BRANCH: *ALL	DETAIL: *NO	FILED: *NO	CLOSED: *NO	PENDING: *NO	REINST: *NO	TYPE: *ALL		
TYPE OF CASE	BEGINNING PENDING	FILED LITIGANTS	REINSTATE ADD	REINSTATE DROP	CLOSED	CHANGE * PRV QTR	PENDING	TOT SRL	PLF SRL	DEF SRL
Criminal Contempt						0	0			
Criminal Felony		12	12		8	0	211			
Civil Law Violation					3	0	30			
Criminal Misdemeanor		6	6		1	0	150			
Conservation						0	13			
DUI		3			1	0	81			
Juvenile						0	2			
Juvenile Abuse/Neglect		2	4			0	27			
Juvenile Delinquent						0	61			
Ordinance Violation		1			1	0	42			
Traffic						0	0			
Traffic		52			62	0	3,309			
Adoption						0	13			
Arbitration						0	36			
Chancery		5				0	75			
Divorce		8			2	0	78			
Eminent Domain						0	0			
Family						0	78			
Law (L)		3				0	73			
Jury						0	22			
Non-jury		3				0	51			
Law (LM)		1			1	0	51			
Jury						0	2			
Non-jury		1			1	0	49			
Municipal Corporation						0	0			
Mental Health						0	1			
Miscellaneous Remedy		2				0	172			
Order of Protection		10			9	0	15			
Probate		3				0	339			
Small Claims		9			4	0	218			
Tax						0	31			
Subtotal Civil		41			16	0	1,180			
Subtotal Criminal		18			9	0	361			
Subtotal Juvenile		2				0	90			
Subtotal Traffic		56			67	0	3,475			
Total		117			92	0	5,106			

\* The CHANGED FOR A PRV QTR figure is computed according to the following formula: PENDING COUNT AT END - CALCULATED PENDING  
 The CALCULATED PENDING figure is computed as follows:

BEGINNING PENDING  
 + FILED  
 + REINSTATE ADD  
 - CLOSED FOR CURRENT QTR  
 -----  
 = CALCULATED PENDING

The adjustment figure goes up as pending cases are entered into the system with file dates which precede the reporting period or cases are reinstated with start dates which precede the reporting period. It goes down as cases are closed or dropped from reinstatement using a close or drop date which precedes the reporting period. Cases reinstated during the period are counted in the REINSTATE ADD column. Cases pending on reinstatement are added to the PENDING column but are not shown separately. Cases dropped from reinstatement during the reporting period are counted in the CLOSED column but are not counted separately.

Discrepancies in FILED, REINSTATE ADD, CLOSED and PENDING may be resolved by running this program with a detail listing for the case type in error. Cases affecting the adjustment figure may be listed in the audit report program using a record type of \*MASTER.

-----  
BEGIN: 3/01/2020 END: 3/31/2020 SORT BY: \*TRANS DETAIL: \*NO CHECKS: \*NO  
-----

CASE	NAME COMMENT	CHECK IN	AGENCY	RCPT PAYMENT 10% B.F. BRN USER NUMBER TYPE	TOTAL
SUBTOTAL .....	Vouchers	Excl from deposit:	28,890.78	Deposit total:	15,938.33
SUBTOTAL .....	Bonds	Excl from deposit:	9,541.00	Deposit total:	22,430.73
SUBTOTAL .....	Nonstandard Bonds	Excl from deposit:	.00	Deposit total:	1,200.00
SUBTOTAL .....	Nonstandard Voucher	Excl from deposit:	.00	Deposit total:	18.00
TOTAL .....	265 RECEIPTS				78,018.84

BEGIN: 3/01/2020 END: 3/31/2020 SORT BY: \*TRANS DETAIL: \*NO CHECKS: \*NO

FEE	CASH IN	CASH OUT	SUBTOTAL	TOTAL	CHECK NO.
Fine	13,779.46	3,589.50	17,368.96	17,368.96	A00000000000
Nonstandard	30.00	.00	30.00	30.00	A00000000000
Clerk	1,092.23	415.00	1,507.23	1,611.20	A00000000000
02.0000% Surcharge			.00		
02.5000% Trauma			2.62		
10.0000% DV Battery			.36		
10.0000% DV Abuser Svc			.00		
02.0000% DNA ID			.00		
04.0000% DNA ID			4.00		
05.0000% DNA ID			.00		
02.5000% Spinal Cord			.50		
10.0000% Fire Prevention			.00		
05.0000% Youth Diversion			5.50		
01.4666% Lump Sum Surchg			87.95		
01.6000% Lump Sum Surchg			3.04		
10.0000% Fire Equip Fund			.00		
02.0000% Foreclosure Prev			.00		
02.0000% Abandoned Prop			.00		
02.5000% ISP Merit Board			.00		
State's Atty	366.86	415.00	781.86	781.86	A00000000000
Sheriff	177.46	1,599.15	1,776.61	1,776.61	A00000000000
Court	260.00	355.00	615.00	615.00	A00000000000
Automation	1,482.00	325.00	1,807.00	1,807.00	A00000000000
Driver Ed	238.15	32.00	270.15	270.15	A00000000000
Violent Crime	1,031.24	613.55	1,644.79	1,644.79	A00000000000
Judicial Security	1,637.62	355.00	1,992.62	1,992.62	A00000000000
Public Defender	874.27	2,578.57	3,452.84	3,452.84	A00000000000
Drug Enforcement	.00	103.75	103.75	103.75	A00000000000
Restitution	1,128.00	881.48	2,009.48	2,009.48	A00000000000
Probation	7,717.89	1,921.50	9,639.39	9,639.39	A00000000000
MR - Intrastate			280.00		
MR - Interstate			25.00		
Other			9,334.39		
Document Storage	1,515.84	335.00	1,850.84	1,850.84	A00000000000
DV Shelter Service	100.00	.00	100.00	100.00	A00000000000
Anti-Crime Fund	285.00	24.00	309.00	309.00	A00000000000
Drug Treatment	108.00	.00	108.00	108.00	A00000000000
Lab Analysis	393.46	1,120.00	1,513.46	1,513.46	A00000000000
Sexual Assault	100.00	.00	100.00	100.00	A00000000000
Trauma Center SCHD	373.00	300.00	673.00	670.38	A00000000000
Subject to 0% clerk admin fee deduction			568.00		
Subject to 2.5% clerk admin fee deduction			105.00		
DV Battery	3.65	.00	3.65	3.29	A00000000000
Subject to 0% clerk admin fee deduction			.00		
Subject to 10% clerk admin fee deduction			3.65		
County Fee	271.91	.00	271.91	271.91	A00000000000
State Fee--16.825%	107.43	.00	107.43	107.43	A00000000000
Medical Costs	130.00	110.00	240.00	240.00	A00000000000
DNA Identification	350.00	.00	350.00	346.00	A00000000000
Subject to 0% clerk admin fee deduction			250.00		
Subject to 2% clerk admin fee deduction			.00		
Subject to 4% clerk admin fee deduction			100.00		
Subject to 5% clerk admin fee deduction			.00		
Bond Forfeiture	.00	5,000.00	5,000.00	5,000.00	A00000000000
DUI Fund	1,840.77	811.00	2,651.77	2,651.77	A00000000000
Arbitration	216.00	.00	216.00	216.00	A00000000000
Spinal Cord Trust	25.00	.00	25.00	24.50	A00000000000
Subject to 0% clerk admin fee deduction			5.00		
Subject to 2.5% clerk admin fee deduction			20.00		
T&CCSF	760.00	.00	760.00	760.00	A00000000000
Victim Impact	10.00	.00	10.00	10.00	A00000000000
Fire Prevention	169.00	.00	169.00	169.00	A00000000000
From CFS			.00		
Subject to 0% clerk admin fee deduction			.00		
Subject to 10% clerk admin fee deduction			.00		
Youth Diversion	105.00	5.00	110.00	104.50	A00000000000
Subject to 0% clerk admin fee deduction			.00		
Subject to 5.0% clerk admin fee deduction			110.00		
Lump Sum Surcharge	6,045.00	142.00	6,187.00	6,096.01	A00000000000
Subject to 0% clerk admin fee deduction			.00		
Subject to 1.4666% clerk admin fee deduction			5,997.00		
Subject to 1.60% clerk admin fee deduction			190.00		



BEGIN: 3/01/2020 END: 3/31/2020 SORT BY: \*TRANS DETAIL: \*NO CHECKS: \*NO

FEE	CASH IN	CASH OUT	SUBTOTAL	TOTAL	CHECK NO.
Clerk Op Deduction	72.00	.00	72.00	76.00	A0000000000
+02.0% Foreclosure Prev			2.00		
+02.0% Abandoned Res Prp			1.43		
+02.0% FPP Graduated Fnd			.57		
Drug Court	107.00	.00	107.00	107.00	A0000000000
Clerk Op Add-Ons	579.81	.00	579.81	579.81	A0000000000
Prisoner Rvw Board	11.50	.00	11.50	11.50	A0000000000
Police Vehicle Fnd	220.00	.00	220.00	220.00	A0000000000
Firetruck Ln Fund	71.00	.00	71.00	71.00	A0000000000
Child Advocacy Fee	20.00	.00	20.00	20.00	A0000000000
SA Collections	1,573.49	.00	1,573.49	1,573.49	A0000000000
Roadside Memorial	250.00	.00	250.00	250.00	A0000000000
State Police Svcs	110.00	.00	110.00	110.00	A0000000000
State Police Ops	1,391.00	.00	1,391.00	1,391.00	A0000000000
Foreclosure Prev	100.00	.00	100.00	98.00	A0000000000
-02.0% Clerk Deduct			.00		
-02.0% Clerk Op Deduct			2.00		
Abandoned Res Prop	71.42	.00	71.42	69.99	A0000000000
-02.0% Clerk Deduct			.00		
-02.0% Clerk Op Deduct			1.43		
FTA Warrant Fee	75.00	.00	75.00	75.00	A0000000000
E-Citation Fee	508.00	.00	508.00	508.00	A0000000000
100.0% Clerk			.00		A0000000000
80.0% Clerk			334.40		
60.0% Clerk			54.00		
40.0% Agencies			36.00		
20.0% Agencies			83.60		
SA Automation Fee	112.00	.00	112.00	112.00	A0000000000
Probation Ops Fee	240.00	.00	240.00	240.00	A0000000000
ISP Merit Board	145.00	.00	145.00	145.00	A0000000000
Subject to 0% clerk admin fee deduction			145.00		
Subject to 2.5% clerk admin fee deduction			.00		
Guardian/Advocacy	380.00	.00	380.00	380.00	A0000000000
FPP Graduated Fund	28.58	.00	28.58	28.01	A0000000000
-02.0% Clerk Op Deduct			.57		
Access to Justice	60.00	.00	60.00	60.00	A0000000000
George Bailey Fund	5.00	.00	5.00	5.00	A0000000000
Drug/MH Court	130.00	.00	130.00	130.00	A0000000000
Arrest Agency Fee	1,215.00	.00	1,215.00	1,215.00	A0000000000
PD Automation	26.00	.00	26.00	26.00	A0000000000
Camera Grant	81.00	.00	81.00	81.00	A0000000000
SC Special Purpose	270.00	.00	270.00	270.00	A0000000000
Court Services	40.00	.00	40.00	40.00	A0000000000
Clerk SCHED	7,845.30	.00	7,845.30	7,845.30	A0000000000
	58,462.34	21,031.50	79,493.84	79,493.84	

BEGIN: 3/01/2020 END: 3/31/2020 SORT BY: \*TRANS DETAIL: \*NO CHECKS: \*NO

MISCELLANEOUS FEE	DEPOSIT	PASS-THROUGH	CHECK NO.
Drug Court MH	30.00	.00	A0000000000
	30.00	.00	

-----  
BEGIN: 3/01/2020 END: 3/31/2020 SORT BY: \*TRANS DETAIL: \*NO CHECKS: \*NO  
-----

AGENCY	CITY ATTY	BOND FORFEITURE	ARR AGN FINE	PMT AGN FINE	ADJ ADD C.A. B.F.	CHECK NO.
County Crm & Juv	.00	5,000.00	.00	6,726.60	11,726.60	A0000000000
County Traffic	.00	.00	.00	4,360.45	4,360.45	A0000000000
State Police	.00	.00	.00	371.50	371.50	A0000000000
Gibson City	.00	.00	.00	1,489.51	1,489.51	A0000000000
Paxton	.00	.00	.00	4,405.52	4,405.52	A0000000000
Piper City	.00	.00	.00	15.38	15.38	A0000000000
	.00	5,000.00	.00	17,368.96	22,368.96	

-----  
BEGIN: 3/01/2020 END: 3/31/2020 SORT BY: \*TRANS DETAIL: \*NO CHECKS: \*NO  
-----

Police Vehicle Fnd	DEPOSIT	DEDUCT	TOTAL	CHECK NO.
County Traffic	100.00	.00	100.00	A00000000000
Gibson City	20.00	.00	20.00	A00000000000
Paxton	100.00	.00	100.00	A00000000000
Error	.00			
	220.00	.00	220.00	

-----



-----  
BEGIN: 3/01/2020 END: 3/31/2020 SORT BY: \*TRANS DETAIL: \*NO CHECKS: \*NO  
-----

Arrest Agency Fee	DEPOSIT	DEDUCT	TOTAL	CHECK NO.
County Traffic	654.00	.00	654.00	A0000000000
State Police	174.00	.00	174.00	A0000000000
Gibson City	33.00	.00	33.00	A0000000000
Paxton	354.00	.00	354.00	A0000000000
Error	.00			
	1,215.00	.00	1,215.00	

-----

-----  
BEGIN: 3/01/2020 END: 3/31/2020 SORT BY: \*TRANS DETAIL: \*NO CHECKS: \*NO  
-----

E-Citation Fee	DEPOSIT	DEDUCT	TOTAL	CHECK NO.
County Crm & Juv	5.00	3.00	2.00	A0000000000
County Traffic	250.00	194.00	56.00	A0000000000
State Police	65.00	51.00	14.00	A0000000000
Gibson City	48.00	36.40	11.60	A0000000000
Paxton	140.00	104.00	36.00	A0000000000
Error	.00			
	508.00	388.40	119.60	

  
-----

-----  
BEGIN: 3/01/2020 END: 3/31/2020 SORT BY: \*TRANS DETAIL: \*NO CHECKS: \*NO

SUBTOTAL .....	Cash	6,405.06
SUBTOTAL .....	Money order	2,060.00
SUBTOTAL .....	Personal check	11,292.00
SUBTOTAL .....	Credit card	12,612.60
SUBTOTAL .....	Company check	19,830.00
SUBTOTAL .....	EPay 2	12,167.78
SUBTOTAL .....	Collection agency EFT	4,635.40
SUBTOTAL .....	EFile 2	9,016.00

-----  
BEGIN: 3/01/2020 END: 3/31/2020 SORT BY: \*TRANS DETAIL: \*NO CHECKS: \*NO  
-----

## CLASSIFICATION

TOTAL

## VOUCHERS

44,847.11

OVERPAYMENT

.00

PASS-THROUGH

.00

## BONDS

33,171.73

## RECLASSIFICATION

36,596.73

FROM CASH TAKEN IN REPORTING PERIOD

13,971.73

FROM CASH TAKEN PRIOR TO REPORTING PERIOD

22,625.00

## REFUNDS

1,950.00

FROM CASH TAKEN IN REPORTING PERIOD

356.50

FROM CASH TAKEN PRIOR TO REPORTING PERIOD

1,593.50

## NON-DEPOSIT ADJUSTMENTS

.00

## DEPOSIT SUPPORT

.00

## ADMINISTRATIVE FEES

## DEPOSIT

.00

PASS-THROUGH

POSITIVE .00

NEGATIVE .00

TOTAL A0000000000

.00

## DEPOSIT TOTAL

39,587.06

SUPPORT EXCLUDED FROM DEPOSIT (EFT &amp; CC)

.00

SUPPORT EXCLUDED FROM DEPOSIT (EPAY2)

.00

SUPPORT EXCLUDED FROM DEPOSIT (EFILE2)

.00

COURT PAYMENTS EXCLUDED FROM DEPOSIT (CC &amp; ONLINE)

17,248.00


COURT PAYMENTS EXCLUDED FROM DEPOSIT (EPAY2)

12,167.78

COURT PAYMENTS EXCLUDED FROM DEPOSIT (EFILE2)



9,016.00

NO first name no acct



ACA  
INTERNATIONAL  
The Association of Credit  
and Collection Professionals

Member



We Collect So You Don't Have To

MAR. 2020 Credit Collection Partners  
905 W Spreser St  
Taylorville, IL 62568  
(217) 284-4400  
[www.creditcollectionpartners.com](http://www.creditcollectionpartners.com)

Name	Posting Date	Address	Account	Principal	SA Collections	Total Payment	Balance
BEADS	03/06/2020			\$19.23	\$5.77	\$25.00	\$2,374.80
HUDSON	03/05/2020			\$152.00	\$45.60	\$197.60	\$0.00
WITTMANN	03/31/2020			\$19.23	\$5.77	\$25.00	\$196.81
DEVORE	03/01/2020			\$23.08	\$6.92	\$30.00	\$152.00
BAKER	03/05/2020			\$19.23	\$5.77	\$25.00	\$994.60
COUCH	03/03/2020			\$23.08	\$6.92	\$30.00	\$453.73
WLEKLINSKI	03/06/2020			\$15.38	\$4.62	\$20.00	\$1,889.60
DONNELLY	03/11/2020			\$38.46	\$11.54	\$50.00	\$2,420.00
LEMKE	03/09/2020			\$10.00	\$3.00	\$13.00	\$0.00
CLAEYS	03/06/2020			\$15.38	\$4.62	\$20.00	\$1,352.80
GARCIA	03/07/2020			\$18.77	\$5.63	\$24.40	\$843.90
LATHAM	03/25/2020			\$76.92	\$23.08	\$100.00	\$298.10
LATHAM	03/18/2020			\$76.92	\$23.08	\$100.00	\$298.10
LATHAM	03/11/2020			\$76.92	\$23.08	\$100.00	\$298.10
TUTTLE	03/20/2020			\$54.62	\$16.38	\$71.00	\$717.30
AYLMER	03/13/2020			\$30.77	\$9.23	\$40.00	\$0.00
RUDE-DEFRANCISCO	03/03/2020			\$11.54	\$3.46	\$15.00	\$555.60
PARKS	03/09/2020			\$100.77	\$30.23	\$131.00	\$0.00
PARKS	03/09/2020			\$19.23	\$5.77	\$25.00	\$0.00
HOLLINS	03/10/2020			\$37.50	\$12.50	\$50.00	\$1,288.80
HOLLINS	03/24/2020			\$23.08	\$6.92	\$30.00	\$1,288.80
CURLING	03/09/2020			\$30.00	\$9.00	\$39.00	\$0.00
FREED	03/04/2020			\$23.08	\$6.92	\$30.00	\$300.02

Name	Posting Date	Address	Account	Principal	SA Collections	Total Payment	Balance
[REDACTED]	03/06/2020	[REDACTED]	[REDACTED]				
BANKS				\$38.46	\$11.54	\$50.00	\$6.00
				\$953.65	\$287.35	\$1,241.00	\$15,729.06